

# SSFA comparison

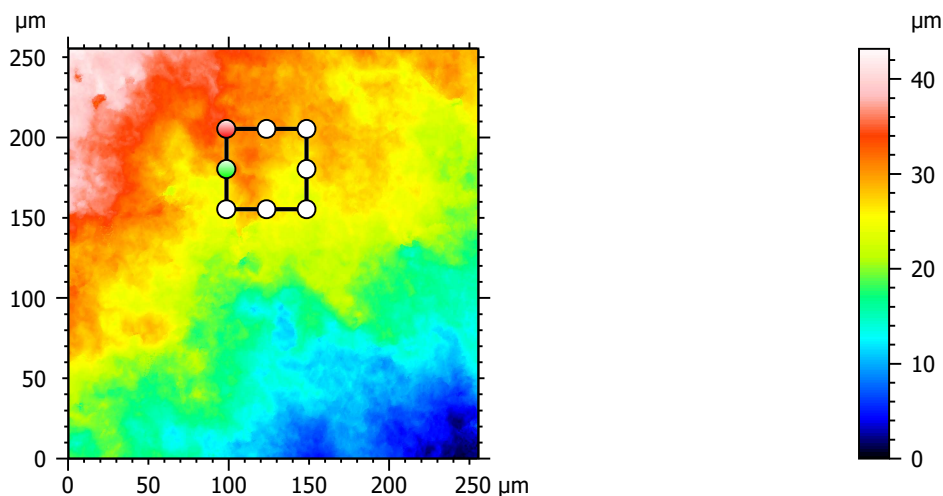
Template to process all lithic surfaces acquired with the Zeiss LSM 800 with the 50x/0.95 objective.

## A. Processing

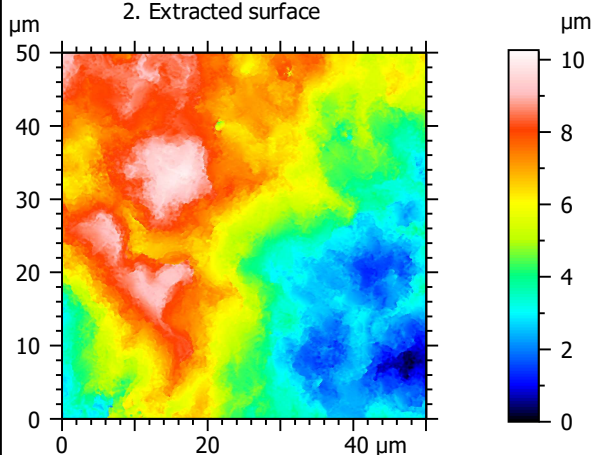
### Identity card

Name:	FLT3-9_LSM2_50x-0.95_20190801_Area2_Topo		
File path:	D:\Data\3Ddata\SSFA\Lithics\Original surfaces\FLT3-9_LSM2_50x-0.95_20190801_Area2_Topo.sur		
Created on:	8/1/2019 5:01:40 PM		
Studiable type:	Surface		
Axis: X			
Length:	255.5	µm	
Size:	3000	points	
Spacing:	0.08519	µm	
Axis: Y			
Length:	255.5	µm	
Size:	3000	points	
Spacing:	0.08519	µm	
Axis: Z			
Layer type:	Topography		
Length:	43.18	µm	
Size:	65532	digits	
Spacing:	0.0006589	µm	
NM-points ratio:	0.000 % (0 Pts)		

### 1. Acquired surface

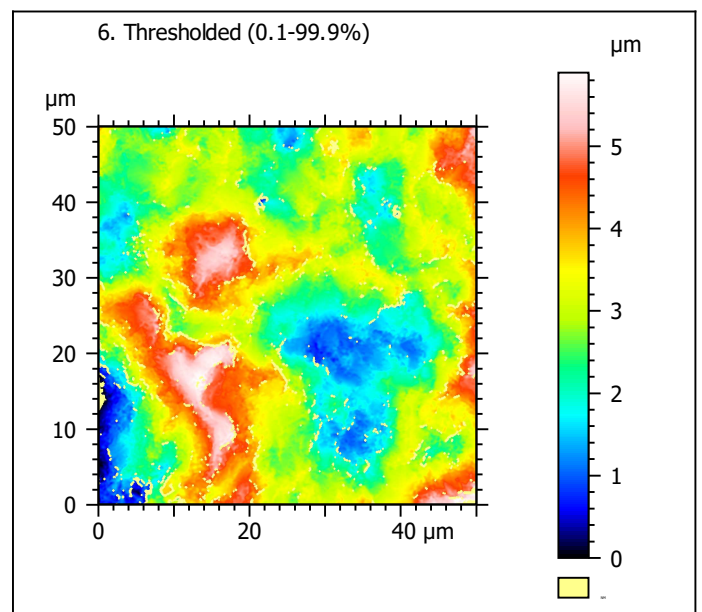
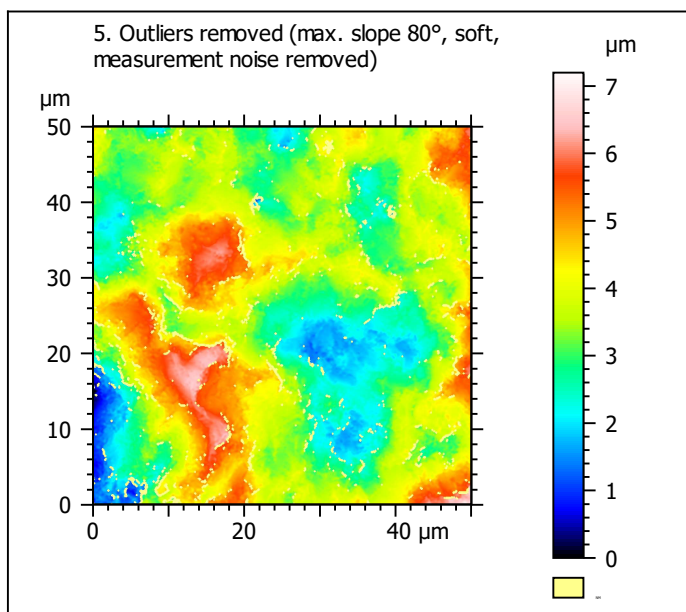
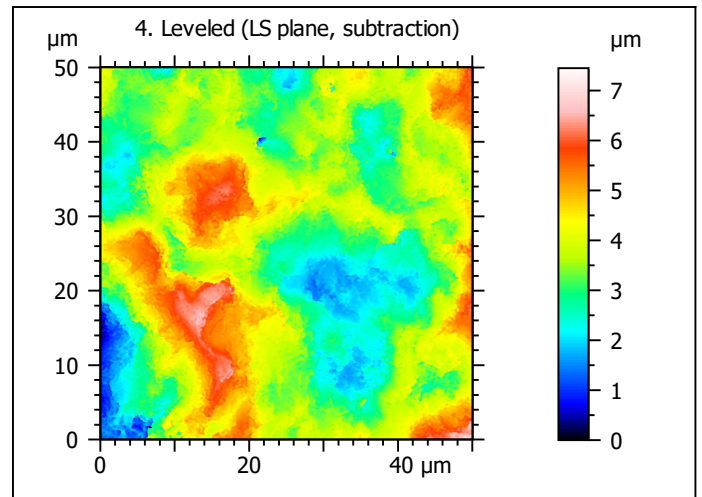
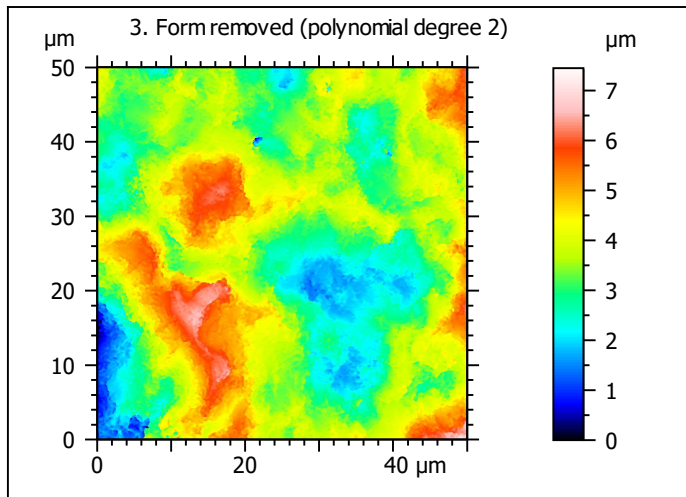


### 2. Extracted surface



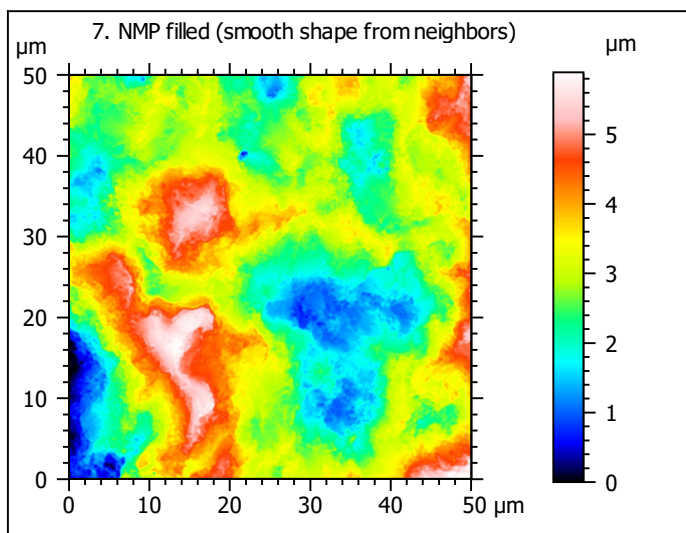
### Identity card

Name:		FLT3-9_LSM2_50x-0....opo > Extracted area		
Axis:		X		
Length:	50.00	µm		
Size:	588	points		
Axis:		Y		
Length:	50.00	µm		
Size:	588	points		
Axis:		Z		
Layer type:	Topography			
Length:	10.26	µm		
Size:	15575	digits		
NM-points ratio:	0.000 % (0 Pts)			

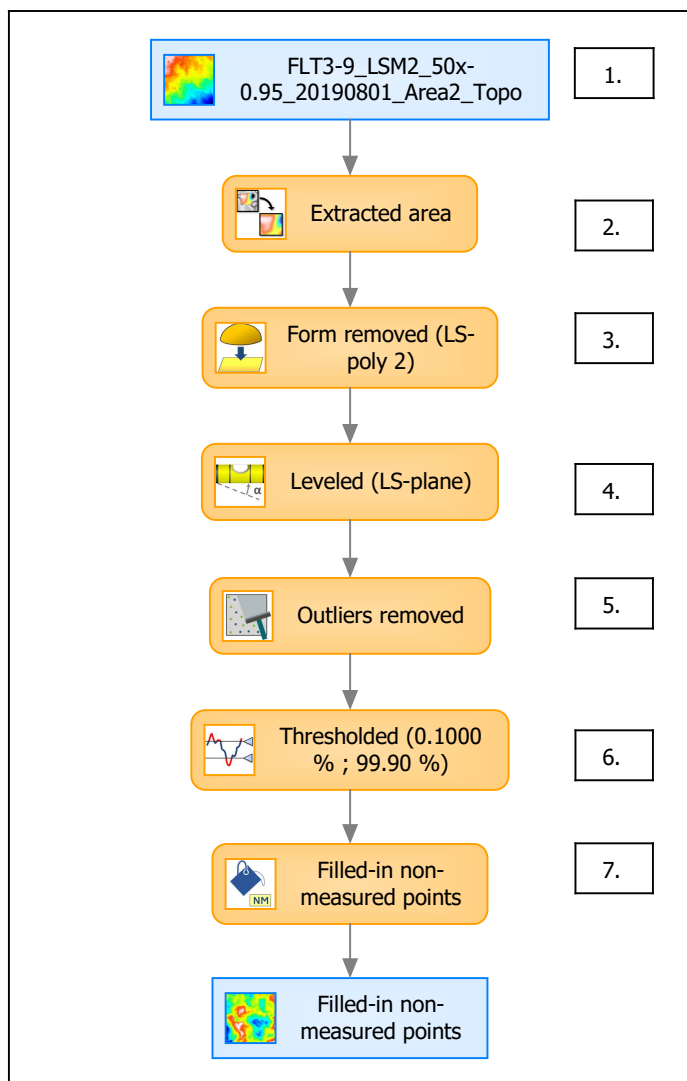


Identity card	
Name:	FLT3-9_LSM2_50x-0....e) > Outliers removed
Axis:	Z
NM-points ratio:	4.703 % (16259 Pts)

Identity card	
Name:	FLT3-9_LSM2_50x-0....0.1000 % ; 99.90 %)
Axis:	Z
NM-points ratio:	4.892 % (16913 Pts)



## B. Summary



### Identity card

Name: FLT3-9\_LSM2\_50x-0.95\_20190801\_Area2\_Topo > Extracted area...resholded (0.1000 % ; 99.90 %) > Filled-in non-measured points

Studiabale type: Surface

#### Axis: X

Length: 50.00  $\mu\text{m}$

Size: 588 points

Spacing: 0.08519  $\mu\text{m}$

#### Axis: Y

Length: 50.00  $\mu\text{m}$

Size: 588 points

Spacing: 0.08519  $\mu\text{m}$

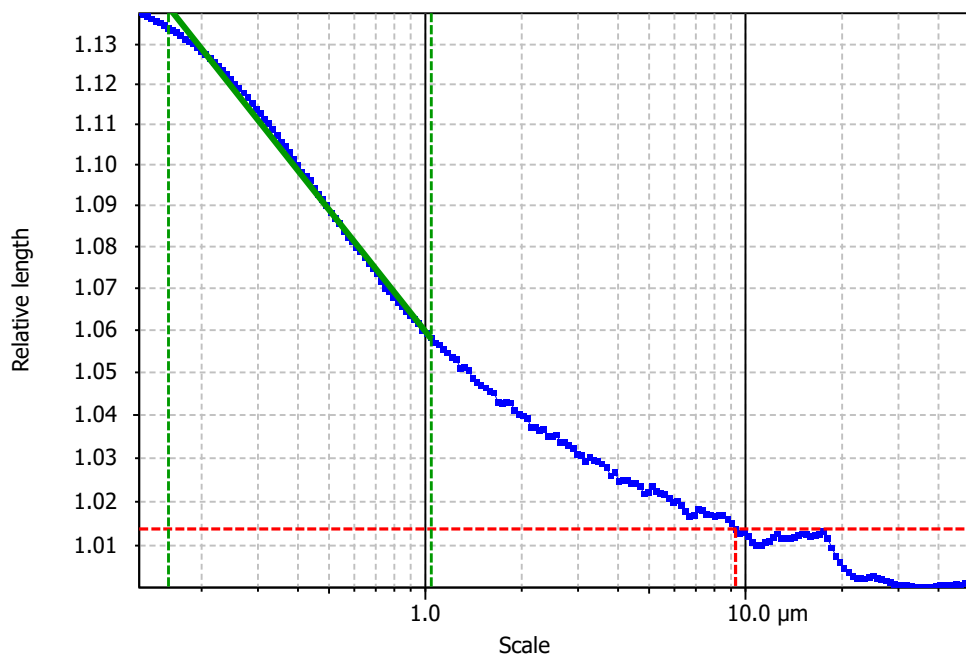
#### Axis: Z

Layer type: Topography

Length: 5.894  $\mu\text{m}$

Size: 8944 digits

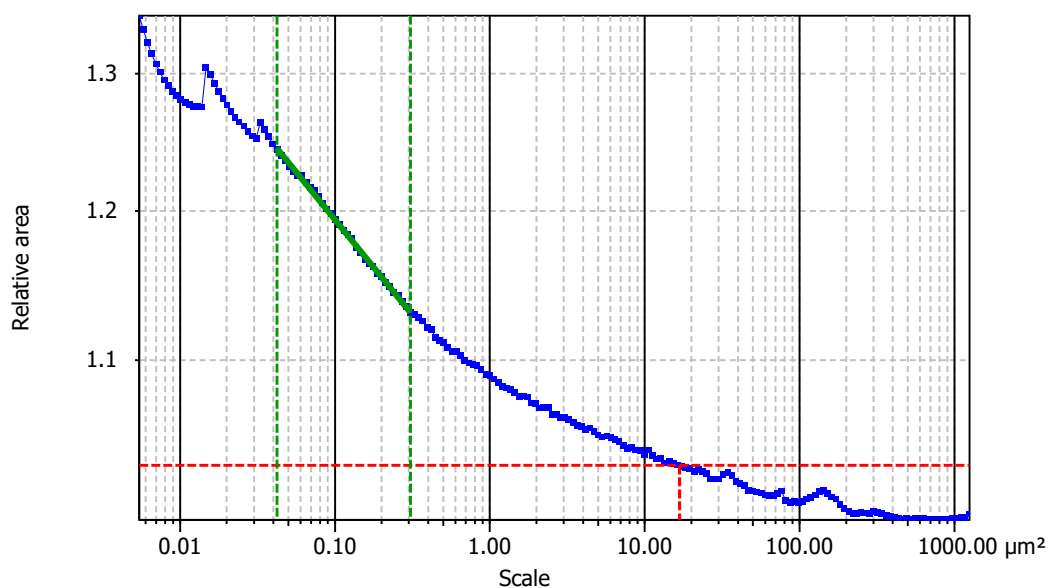
Spacing: 0.0006589  $\mu\text{m}$

**Information**

Method	Length-scale (rows)
--------	---------------------

**Parameters**

Parameters	Value	Unit	Comment
epLsar	0.001819		Length-scale anisotropy (Sfrax) (1.8 μm, 5°)
NewEplsar	0.01699		Length-scale anisotropy (1.8 μm, 5°)

**Information**

Method	Area-scale (four corners)
--------	---------------------------

**Parameters**

Parameters	Value	Unit	Comment
R <sup>2</sup>	0.9985		Reg. coefficient R <sup>2</sup>
Asfc	48.21		Fractal complexity
Smfc	0.1005	μm <sup>2</sup>	Scale of max complexity
HAsfc9	0.1539		Heterogeneity of Asfc (3x3)
HAsfc81	0.2729		Heterogeneity of Asfc (9x9)